


TKF-13

Phase sequence and motor rotation tester

Test lead sockets
L1 (A) • L2 (B) • L3 (C)





ON/OFF button and
power indicators



TKF-12

Phase sequence tester

Test leads
L1 (A) • L2 (B) • L3 (C)



LED voltage indicators




TKF-12L

Phase sequence tester

Check phase sequence and direction of motor shaft rotation with the Sone! TKF series testers

Features

- indication of phase sequence in networks with voltage 35...690 V AC
- operation in networks with 2...70 Hz frequency
- voltage indication light
- wired and wireless indication of motor rotation
- magnetic field detection



Purpose

The unique TKF-12, TKF-12L and TKF-13 testers are designed to control 3-phase electrical installations in a wide range of phase-to-phase voltages (35... 690 V, frequency up to 70 Hz) in distribution circuits. The indication of the rotating field and the direction of motor shaft rotation is performed, among others, with a non-contact method.



Application

Versality

Measure easily and accurately 16-, 32- and 63-amps industrial sockets with optional AGT-16, AGT-32 and AGT-63 adapters.

Prevention

Standard accessories, included in the kits, allow for quick verification whether the shaft rotates in the correct direction after the motor is connected. Otherwise, the engine or the equipment driven by it may be damaged.



Non-contact check of motor shaft rotation direction

Non-contact verification of motor shaft rotation direction is possible only in the TKF-13, which includes a function dedicated to this type of measurement.

Intuitive, trouble-free connection

Various colored cables, crocodile clips and test probes allow you to connect the device to the tested object - quickly and without any problems.

Sensitive indication

Thanks to the innovative technology in the TKF-12L, we have achieved a record range of nominal phase-to-phase voltages: indication of voltage presence is displayed from 29 V AC.

Technical specification

	TKF-13	TKF-12	TKF-12L
Basic technical data			
nominal phase-to-phase voltage range	120...690 V AC	160...690 V AC	35...690 V AC
maximum phase-to-phase operating voltage	760 V AC		
range of motor electromotive force voltages	1...760 V AC	—	
frequency range	2...70 Hz	10...70 Hz	
Other data			
work temperature	-10...+45°C		
storage temperature	-20...+60°C		
work humidity	20...80%		
power supply	6LR61 alkaline battery (9 V)	from the tested network up to 15 min for maximum voltage	
battery status LED blinking period	ca. 1 s	—	
automatic shutdown time	ca. 5 min	—	
dimensions (with holster and without test leads)	130 x 72 x 31 mm		
weight without test leads	ca. 150 g	ca. 200 g	
measurement category in accordance with EN 61010 and EN 61557	CAT III 600 V		
insulation type	double in accordance with EN 61010-1		

Standard accessories



**Test lead 1,2 m
black 1 kV (2,5 mm²
/ banana plugs)
(only TKF-13)**

WAPRZ1X2BLBB



**Test lead 1,2 m
red 1 kV (2,5 mm²
/ banana plugs)
(only TKF-13)**

WAPRZ1X2REBB



**Test lead 1,2
m yellow 1 kV
(2,5 mm² / ba-
nana plugs)
(only TKF-13)**

WAPRZ1X2YEBB



**Pin probe
black 1 kV
(banana socket)**

WASONBLOGB1



**Pin probe
red 1 kV
(banana socket)**

WASONREOGB1



**Pin probe
yellow 1 kV
(banana socket)**

WASONYEOGB1



**Crocodile clip
black 1 kV 20 A**

WAKROBL20K01

Optional accessories



**AGT-16P three-
phase socket
adapter 16 A**

WAADAAGT16P



**AGT-32P three-
phase socket
adapter 32 A**

WAADAAGT32P



**AGT-63P three-
phase socket
adapter 63 A**

WAADAAGT63P



**Test lead 2,0 m
black / blue /
green / red / yellow
CAT IV 1000 V
(banana plugs,
fused 10 A)**

WAPRZ002BLBBF10
WAPRZ002BUBBF10
WAPRZ002GRBBF10
WAPRZ002REBBF10
WAPRZ002YEBBF10



**AGT-32C three-
phase socket
adapter 32 A (PEN)**

WAADAAGT32C



**AGT-16C three-
phase socket
adapter 16 A (PEN)**

WAADAAGT16C



**Crocodile clip
red 1 kV 20 A**

WAKRORE20K02



**Crocodile clip
yellow 1 kV 20 A**

WAKROYE20K02



Case S3

WAFUTS3